

Mark 8

Gantrail Steel Reinforced Resilient Pad For Continuous Rail Support

www.gantrail.com



UK patent application No GB141629.7

The NEW Gantrail Mark 8 pad is an evolution of the already proven and highly successful Mark 7 pad. The use of Gantrail Mark 8 Crane Rail Pad between a rail and its support substantially improves the performance of heavy duty crane tracks. Cranes apply very high forces to the structures on which they are mounted. The pad significantly reduces the stress between the rail and its support. The Gantrail pad is one of the three key ingredients in achieving a reliable track:

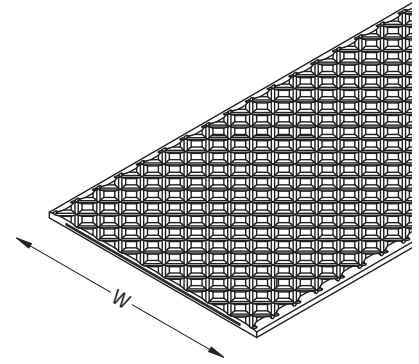
- Resilient Pad
- Strong, adjustable clips
- Continuously welded rail

SPECIFICATIONS:

The pad width should be nominally 5mm less than the rail foot width.

DIMENSIONS:

PART No	W mm (Flat)
MK8-098	98
MK8-118	118
MK8-128	128
MK8-134	134
MK8-147	147
MK8-157	157
MK8-168	168
MK8-195	195
MK8-215	215



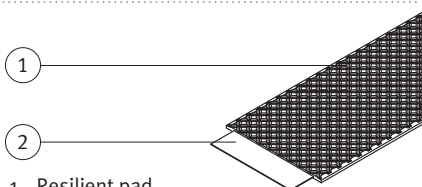
Mark 8

Gantrail pad is normally supplied in 12 metre lengths of the widths shown but is also available in lengths and widths to suit customer specification. This may result in longer lead times – Please contact GANTRAIL for guidance.

FEATURES

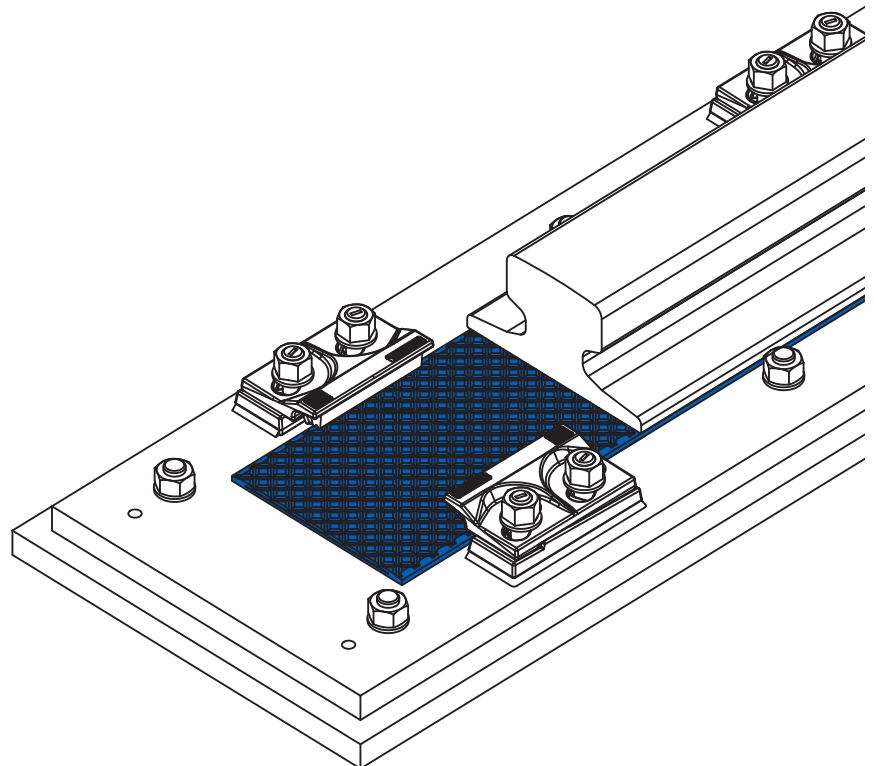
- The NEW Gantrail MK8 pad has a completely redesigned profile including a re-orientated flute pattern on its top surface.
- The fluted top surface results in a two stage stiffness characteristic. On loading, the voids in the top allow the Gantrail clips to pre-compress the pad a small amount. On increasing the wheel loading, the voids are reduced in size and the pad becomes stiffer. This ensures that the rail is not over stressed.
- The flutes now exit the sides of the pad so that as the voids are reduced in size during loading, any fluid is flushed out carrying with it debris and other contaminants.
- By orientating the flutes at an angle of 45 degrees, the resistance to lateral tearing induced by rotational forces from the rail, has also been vastly improved over the previous longitudinal flute design. This has the added advantage of improving the cross sectional area of the rubber along the edge of the steel reinforcement, improving resistance to rupture.
- The pad is reinforced with a high strength steel strip to ensure high lateral stiffness and prevent movement from below the rail.

COMPONENTS



1. Resilient pad
2. Steel reinforcement

CONTINUOUS SUPPORT

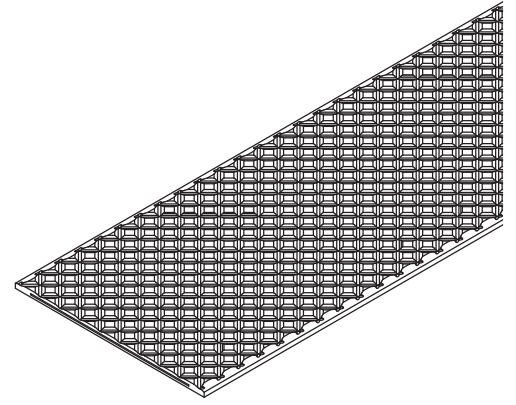


Gantrail can supply standard design details and technical information in support of all crane rail applications.

Mark 8

Gantrail Steel Reinforced Resilient Pad For Continuous Rail Support

Gantrail Mark 8 pads are manufactured from wear resistant durable vulcanised nitrile rubber. They are unaffected by oil, grease or ultraviolet light. They have been tested to many times the design loads and show complete recovery. The pad incorporates a bonded steel reinforcement strip which is encapsulated for protection against corrosion.

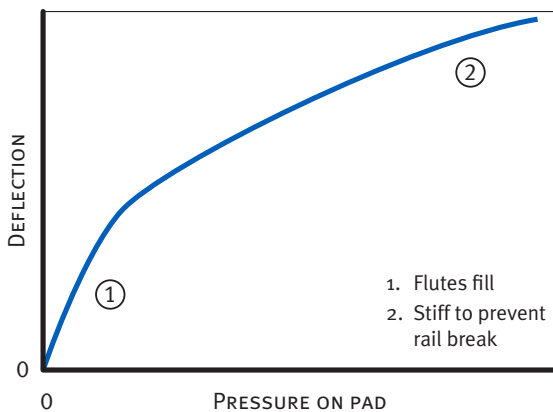


		After Ageing
Material	Nitrile rubber	
Shore hardness (ISO 48:1994)	75 ± 5 IRHD	75 ± 5 IRHD
Tensile strength (ISO 37:1994)	17.5 N/mm ²	15 N/mm ²
Elongation (ISO 37:1994)	305%	240%
Compression set (ISO 815:1991)	5% Max @ 23°C	
Rebound resilience (ISO 4662:1986)	27%	
Temperature range	-25°C to 100°C	
Oil resistance ASTM Oil No.2	Max swelling 10%	

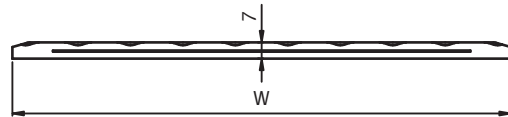
PAD FOR CONTINUOUSLY SUPPORTED APPLICATIONS

Gantrail 'flat' pad is suitable for all applications where soft mounting is desirable. Historically, pad was provided 1.5mm thicker at the centre than the edges due to the concave shape of the base of some rails. It has been shown that there is no significant benefit in using this 'crowned' pad.

STIFFNESS CHARACTERISTICS



MARK 8 PROFILE



INSTALLATION INSTRUCTIONS:

Rail pad should be narrower than the rail it is supporting (nominally 5mm). The pad is normally supplied in 12 metre lengths. The flutes of the pad are placed facing upwards. The pad may be cut to precise length of rail. It can be cut with a hacksaw or jigsaw. No installed length of pad should be less than the spacing between three pairs of crane rail fixing clips. Before installing Mark 8 pad, the supporting area should be clean and free of oil, grease or any projections likely to damage the pad. It is preferable that the steel structure below the pad is not painted. If the rail is to be welded the pad should be protected from excessive heat during welding by being removed under the weld or by being protected with a thermal barrier. Our technical department will be pleased to advise on the suitability of Mark 8 pad in specific installation conditions.

A world of crane rail expertise.

www.gantrail.com



Gantry Railing Ltd
Sudmeadow Road
Hempstead
Gloucester GL2 5HG
ENGLAND

Tel: +44 (0) 1452 300688
Fax: +44 (0) 1452 300198
E-mail: info@gantrail.com

Gantrail (Middle East) Ltd
P O Box 61428
Jebel Ali Free Zone
Dubai
United Arab Emirates

Tel: +971 4 8812 935
Fax: +971 4 8812 936
E-mail: gme@gantrail.com



Certificate No. 5180