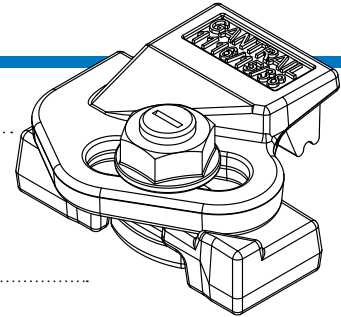


# 1116/15

## Gantrail Welded Base Fixing

www.gantrail.com



1116/15

The GANTRAIL 1116/15 adjustable crane rail clip is designed to fix heavy rails, on narrow supports, in the most arduous applications. It can withstand a horizontal force from the rail of 120kN (12.2 tonnes). Its low profile allows it to be used with cranes that are fitted with guide rollers.

### SPECIFICATIONS:

MAX SIDE LOAD 120kN  
15mm HORIZONTAL RAIL ADJUSTMENT

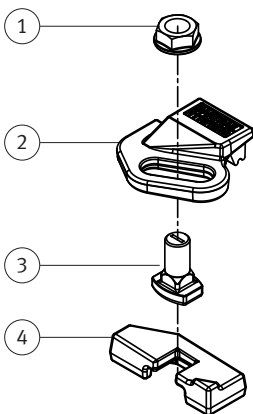
### DIMENSIONS (mm):

REF NO.	X	Y	Z	WEIGHT kg
1116/15/30	30	45	29	0.78
1116/15/38	38	45	29	0.81
1116/15/45	45	45	29	0.84

### FEATURES

- The proven design has been used successfully for many years throughout the world.
- The clip is welded to the rail support. No access is required from below.
- The two main parts are locked together on tightening the grade 10.9 bolt.
- The clip has a self-tightening mechanism.
- A special vulcanised rubber block applies a controlled force to the rail.

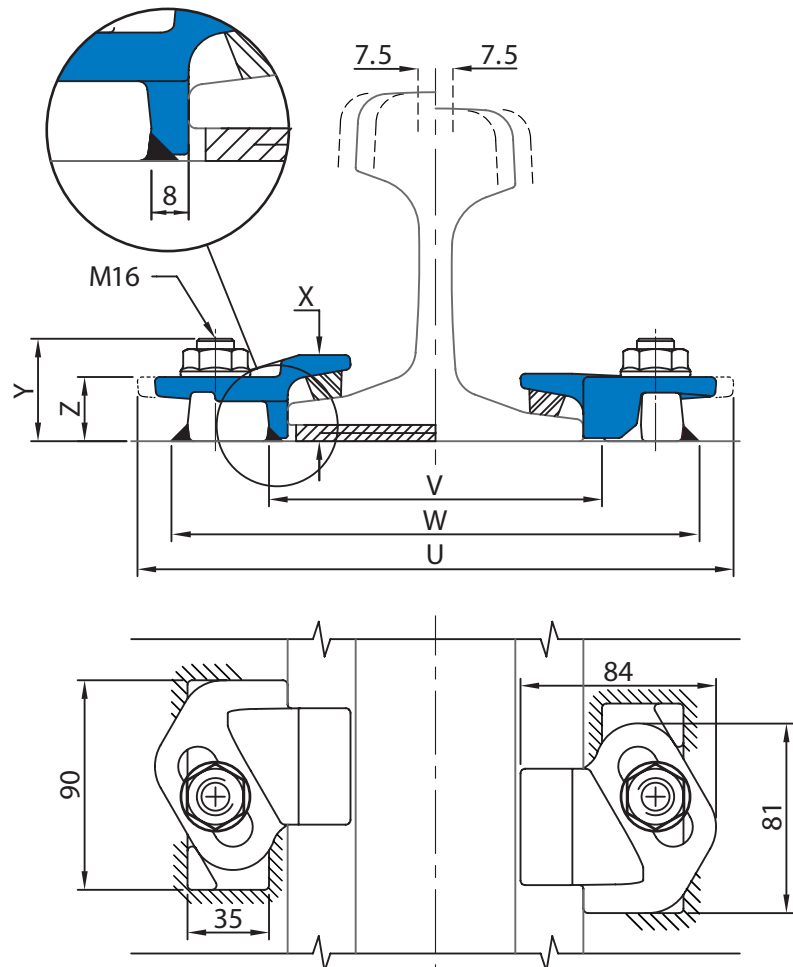
### COMPONENTS



1. Flange nut
2. Clip cap with integral rubber block
3. M16 Captive bolt
4. Weldable base

### 1 RAIL WITH PAD

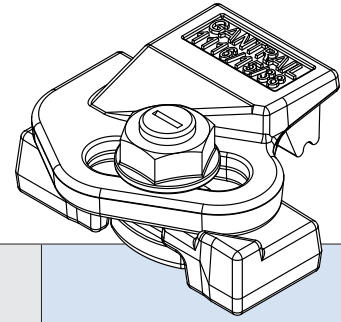
### 2 RAIL WITHOUT PAD

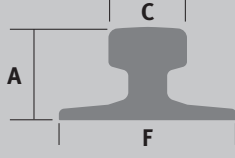


Minimum assembly width -  $W = \text{Rail width (F)} + 100\text{mm}$      $V = \text{Rail width (F)} + 16\text{mm}$   
 $U = \text{Rail width (F)} + 129\text{mm}$

# 1116/15

## Gantrail Welded Base Fixing



	F mm	C mm	A mm	1. CLIP REFERENCE FOR RAIL WITH PAD	2. CLIP REFERENCE FOR RAIL WITHOUT PAD*
A45	125	45	55	1116/15/38	1116/15/30
A55	150	55	65	1116/15/38	1116/15/30
A65	175	65	75	1116/15/38	1116/15/30
A75	200	75	85	1116/15/38	1116/15/30
A100	200	100	95	1116/15/38	1116/15/30
MRS 87 A	152	102	152	1116/15/45	1116/15/38
S20	82	44	100	1116/15/38	1116/15/30
S30	108	60	108	1116/15/38	1116/15/30
S33	105	58	134	1116/15/38	1116/15/30
S41	125	67	138	1116/15/38	1116/15/30
S49	125	67	149	1116/15/38	1116/15/30
GCR 108	263	61+61	100	1116/15/38	1116/15/30
QU 70	120	70	120	1116/15/38	1116/15/30
QU 80	130	80	130	1116/15/38	1116/15/30
UIC 54	140	70	159	1116/15/38	1116/15/30
UIC 60	150	72	172	1116/15/38	1116/15/30
JIS 37	122	63	122	1116/15/38	1116/15/30
ASCE 80	127	64	127	1116/15/38	1116/15/30
ACSE 85	132	65	132	1116/15/38	1116/15/30
56 E 1	140	70	159	1116/15/38	1116/15/30
31 kg AS	108	64	118	1116/15/38	1116/15/30
41 kg AS	127	64	137	1116/15/38	1116/15/30
50 kg AS	127	70	154	1116/15/38	1116/15/30

**THIS CLIP CAN BE USED FOR A WIDER SELECTION OF RAILS THAN ILLUSTRATED.**

Please contact GANTRAIL for the full range of possible rails. All rails can be fastened with bolted or welded base clips. GANTRAIL may change or improve their products and also alter specifications without notice.

### INSTALLATION INSTRUCTIONS:

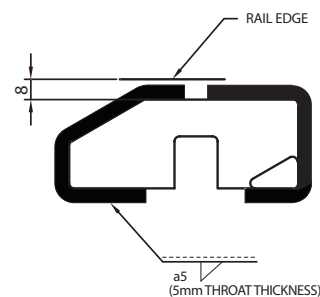
Weld all round the clip base with a 5mm throat thickness fillet weld, using low hydrogen electrodes. Recommended electrodes AWS E7018 or E7028. Clip base is made from weldable grade steel.

\* For rail without pad, weld closest to and parallel with the rail must be omitted. Please consult Gantrail for guidance.

**TIGHTENING TORQUE 200Nm**

Please contact GANTRAIL, for full installation instructions.

### WELD DETAIL



## A world of crane rail expertise.

[www.gantrail.com](http://www.gantrail.com)



**Gantry Railing Ltd**  
Sudmeadow Road  
Hempstead  
Gloucester GL2 5HG  
ENGLAND

Tel: +44 (0) 1452 300688  
Fax: +44 (0) 1452 300198  
E-mail: [info@gantrail.com](mailto:info@gantrail.com)

**Gantrail (Middle East) Ltd**  
P O Box 61428  
Jebel Ali Free Zone  
Dubai  
United Arab Emirates

Tel: +971 4 8812 935  
Fax: +971 4 8812 936  
E-mail: [gme@gantrail.com](mailto:gme@gantrail.com)



Certificate No. 5180